
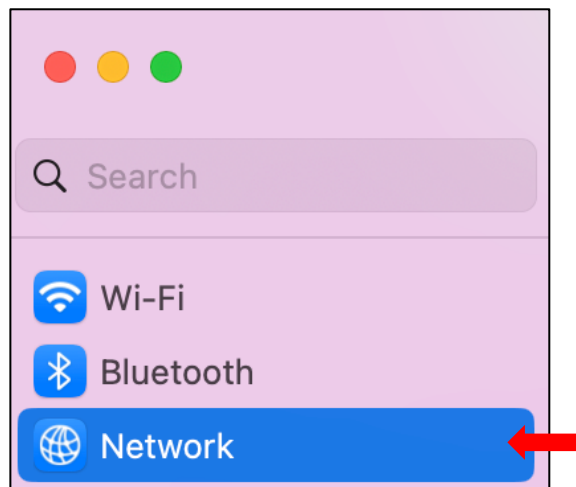

How to Disable Private IP for the CaneNet_Wireless Network in macOS

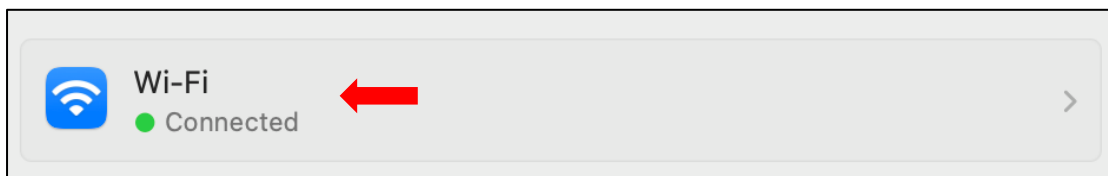
Open **System Settings**.



Click on **Network** in the sidebar.



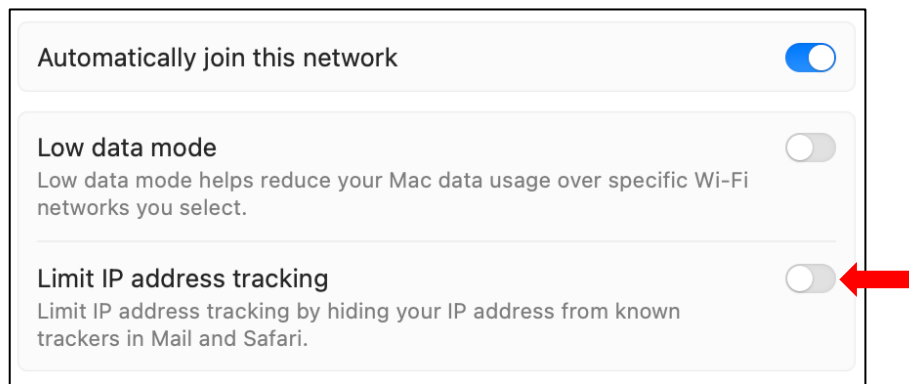
Click on **Wi-Fi**.



Ensure you are connected to the **CaneNet_Wireless** network and click on the **Details** button.



Turn off **Limit IP address tracking**.



Click **OK** to save changes.



STUDENT TECHNOLOGY HELP DESK

Phone: 305-284-8887
Email: sthd@miami.edu
Web: sthd.it.miami.edu
1300 Memorial Drive, Rm 325
Coral Gables, FL 33146

